


 11,3%



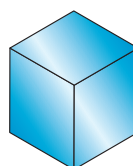
**NATURAL**  
REFRIGERANT  
R290

## Key Features

The IM-240NE-HC is a commercially used cube ice maker, which utilises Natural Refrigerant R290.

-  Energy efficient, with savings of 11,3% compared to HFC equivalent model.\*
- ✓ Member of the Emerald Class, Hoshizaki's range of climate friendly ice makers.
- ✓ Can produce 210kg of cube ice per 24 hours (AT 10°C, WT 10°C).
- ✓ Unique ice making system that has an automatic rinse cycle. After every new batch of ice, the water reservoir drains and refills with fresh water.
- ✓ System comes with a magnetic water pump that has no direct coupling, which prevents any leakage.
- ✓ Closed water circuit offers the ultimate contamination protection, by reducing the number of points at which impurities can enter the ice making process.
- ✓ Electronically controlled to ensure an optimised ice making process under varying circumstances without the need for physical adjustments. Quality of ice is always consistent.
- ✓ Easily cleanable air filter allows end-users to carry out routine cleaning schedules. Extends product life expectancy and reduces the frequency and costs of maintenance call-outs.

\* Based on Internal comparative study. Please contact your local sales branch to find out more.



Ice: Standard Cube (L)  
Size: Approx. 28 x 28 x 32mm



## Available Models

Model	Air Cooled	Water Cooled
IM-240NE-HC	✓	

## Bins

Model	Type of Bin	Max. Bin Capacity approx.
IM-240NE-HC	Self-contained	110kg

## Production

Model	Ice Production per 24h approx.	Temperature	Water Consumption per 24h approx.	Ice Production per Cycle
IM-240NE-HC	Approx. 195kg (5mm) / 210kg (15mm)	AT 10°C, WT 10°C	0,67m <sup>3</sup>	Approx. 3.2kg / 140 pieces
	Approx. 180kg (5mm) / 195kg (15mm)	AT 21°C, WT 15°C	0,32m <sup>3</sup>	
	Approx. 160kg (5mm) / 175kg (15mm)	AT 32°C, WT 21°C	0,29m <sup>3</sup>	

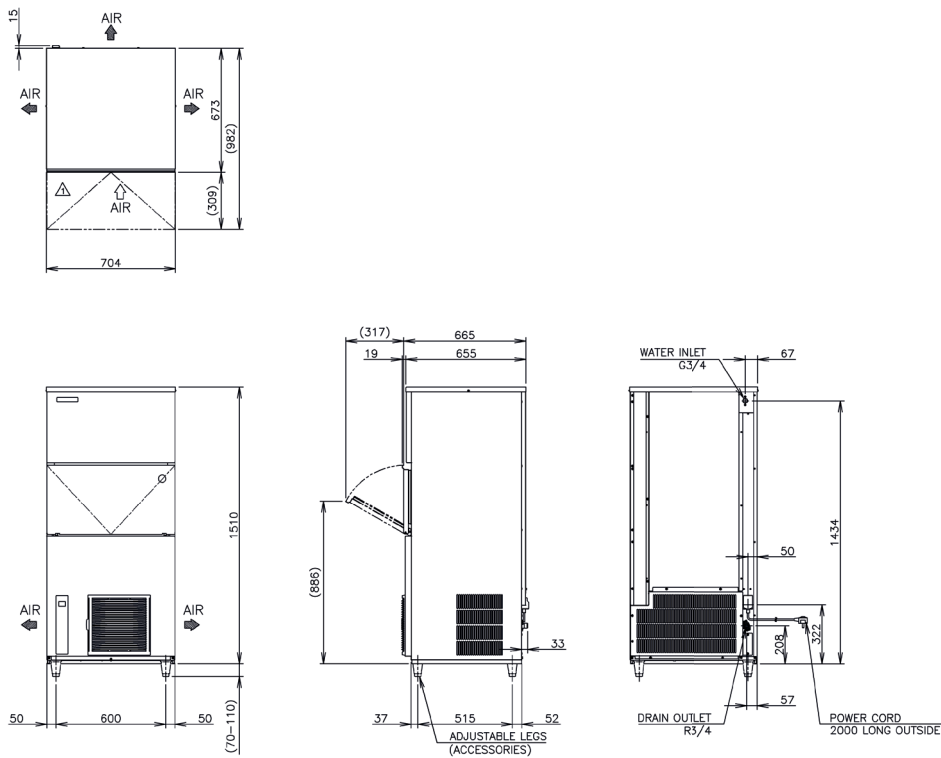
For more information visit our website at [www.hoshizaki-europe.com](http://www.hoshizaki-europe.com)

Hoshizaki Europe B.V. retains the right to change products and their specifications without prior notice.



IM-240NE-HC

➔ CAD drawings available on our website



## Specifications

	IM-240NE-HC
Dimensions W x D x H (mm)	704 x 665 x 1510
AC Supply Voltage	1/220-240V 50Hz
Electric Consumption (AT 32°C, WT 21°C)	930W
Heat Rejection (AT 32°C, WT 21°C)	2330W
Refrigerant Charge	R290 / 147g
Isolation	Polyurethane Foam
Weight Gross / Net	107kg / 120kg

## Operation Requirements

Ambient Temperature	1 - 40°C
Water Supply Temperature	5 - 35°C
Water Supply Pressure	0,7-8bar (0,07-0.8MPa)
Voltage Range	Rated Voltage ± 6%

## Accessories

Scoop
Leg
Installation Kit